

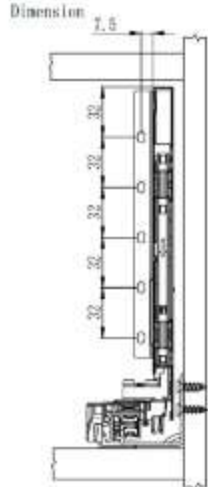
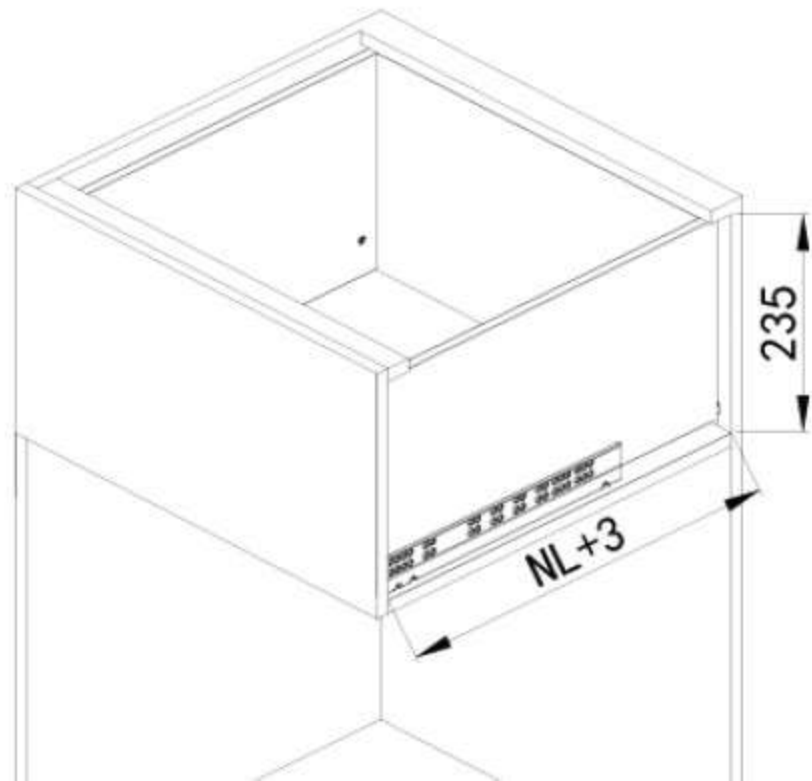
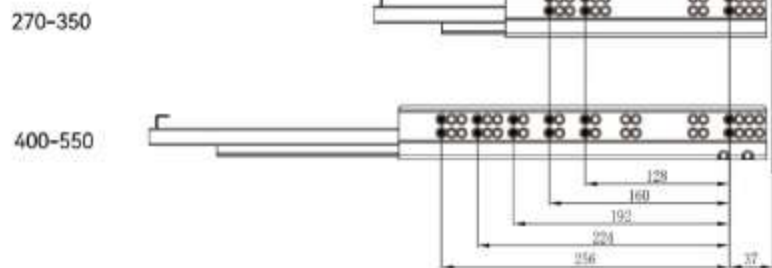


## Technikai információk – Beszerelési méretek

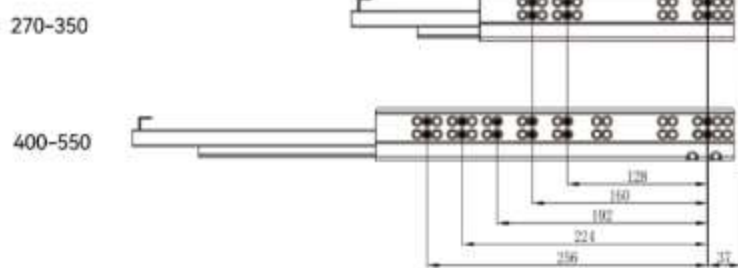
H	Minimális beépítési mélység	Beépítési méret - előlap	Beépítési méret - hátlap
213	 <p>Technical drawing showing the minimum installation depth. The drawing is a cross-section of the device mounted on a wall. Dimensions are indicated as follows: a vertical dimension of 237 mm for the main body, a horizontal dimension of 232.5 mm for the main body width, and a horizontal dimension of 36.5 mm for the mounting bracket. A note indicates a minimum of 26.5 mm for the mounting hole diameter and a minimum of 36.5 mm for the mounting hole spacing.</p>	 <p>Technical drawing showing the front panel installation dimensions. The drawing is a cross-section of the device mounted on a wall. Dimensions are indicated as follows: a horizontal dimension of 13.5 mm for the top panel, a vertical dimension of 32 mm for the top panel height, a vertical dimension of 64 mm for the main body height, a vertical dimension of 32 mm for the bottom panel height, and a vertical dimension of 59 mm for the mounting bracket height. A note indicates a minimum of 59 mm for the mounting hole diameter.</p>	 <p>Technical drawing showing the back panel installation dimensions. The drawing is a cross-section of the device mounted on a wall. Dimensions are indicated as follows: a horizontal dimension of 1.5 mm for the top panel, a vertical dimension of 32 mm for the top panel height, a vertical dimension of 32 mm for the main body height, a vertical dimension of 32 mm for the bottom panel height, and a vertical dimension of 32 mm for the mounting bracket height. A note indicates a minimum of 1.5 mm for the mounting hole diameter.</p>



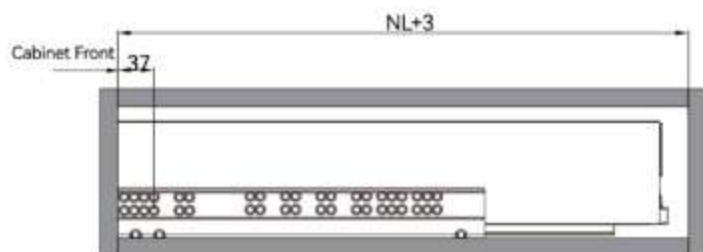
### Fióksínhez tartozó furatok elhelyezkedése



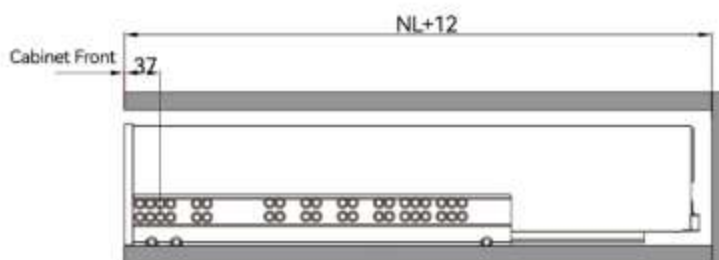
### Fióksínhez tartozó furatok elhelyezkedése - Belső fiókhhoz



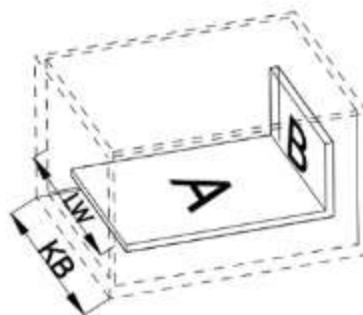
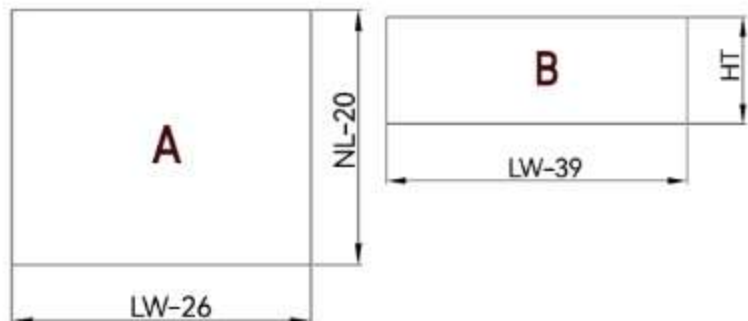
### Minimum fiókmélység



### Minimum fiókmélység belső fiókhhoz



### Vágási méretek (18mm)

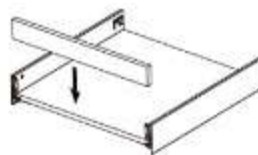


H	HT
90	60
131	101
178	148
213	183

A - Fenéklap vágási méretei B - Hátlap vágási méretei H - Káva magassága

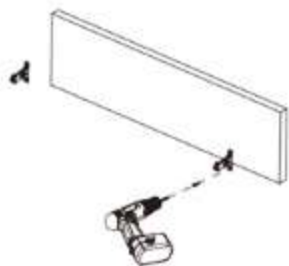
KB - Szekrény külső mérete LW - Szekrény belső mérete NL - Nominális hosszúság HT - hátlap magassága

## Fiók összeszerelése

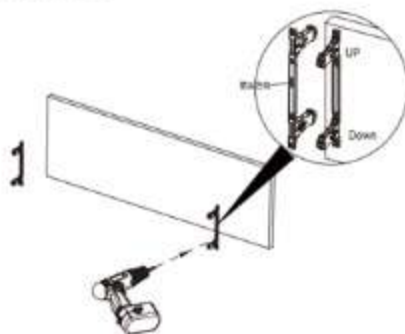


## Előlap felszerelése

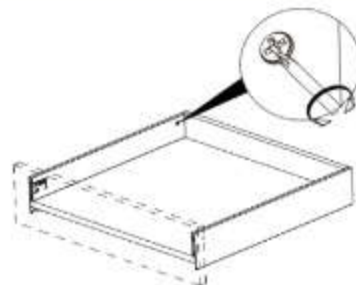
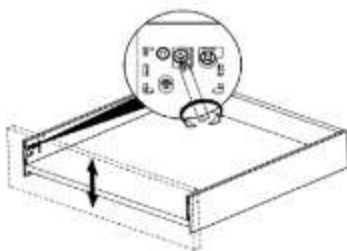
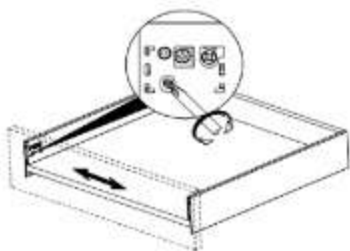
H90/H131



H178/H213



## Előlap állítási lehetőségei

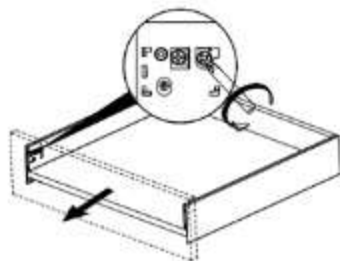
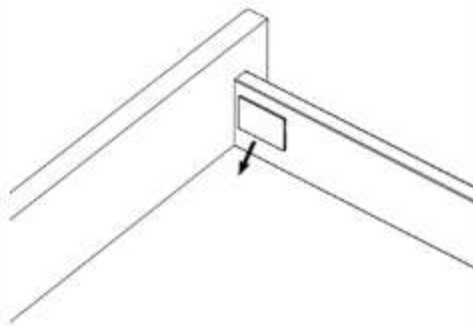


Előlap vízszintes állítása +/- 1,5mm

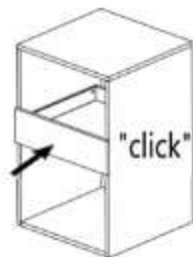
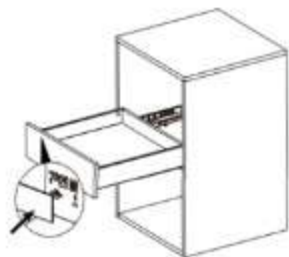
Előlap függőleges állítása +/- 1,5mm

Dőlésszög állítása +3,5 / -1,5

## Előlap leszerelése



## Fiók berakása



## Fiók kivétele

