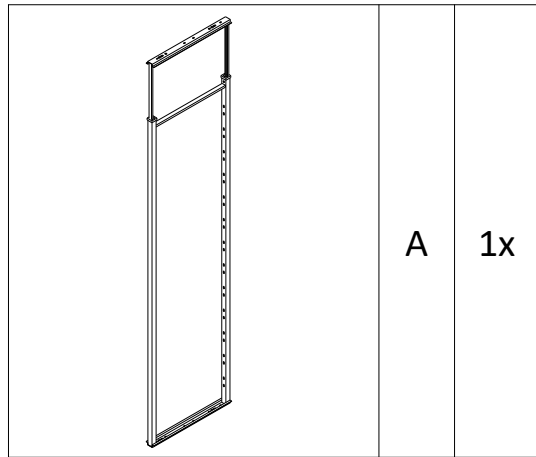
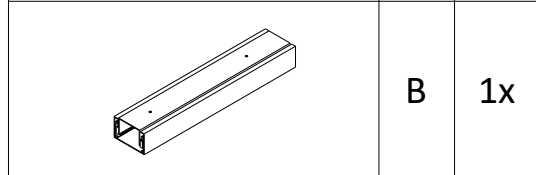


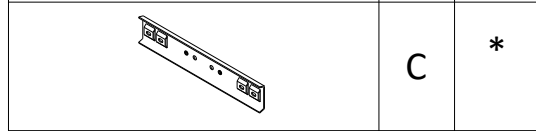
R₁Ex



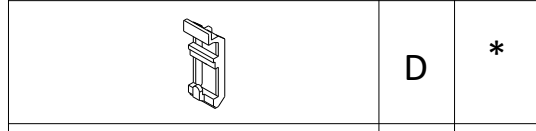
A 1x



B 1x



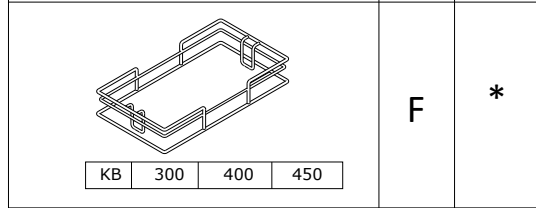
C *



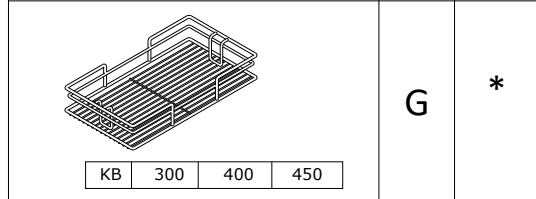
D *




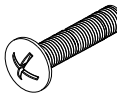
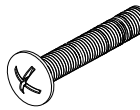


E *



F *



G *

	4x16	H	12x
	M6x20	I	2x
	M6x25	J	4x
	M4x25	K	*
	M6	L	*

① *

H	C	D	E	F	G	K	L
1250 - 1400	2	8	2	4	4	4	4
1400 - 1550	3	10	3	5	5	6	6
1550 - 1700	3	10	3	5	5	6	6
1700 - 1850	3	12	3	6	6	6	6
1850 - 2000	3	12	3	6	6	6	6
2000 - 2150	3	14	3	7	7	6	6

