



CONVOY Centro

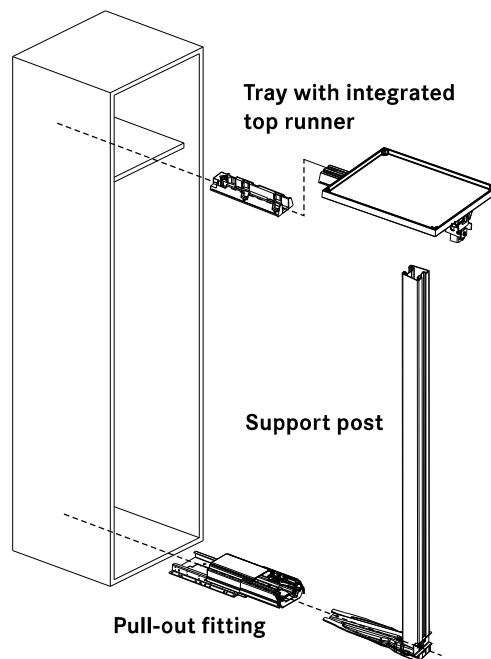
FOOD STORAGE SYSTEM WITH DOUBLE DAMPING



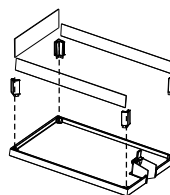




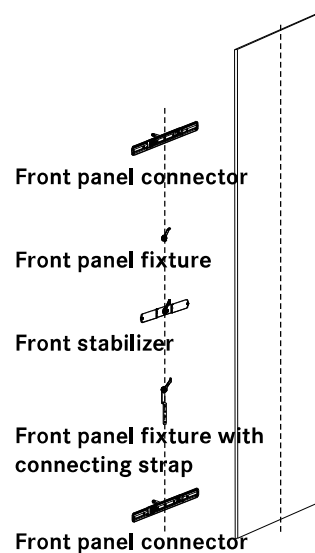
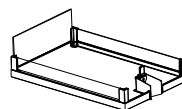
Minimalist design and
cantilevered “floating”
trays – with the new
CONVOY support post



Accessory box



Tray



STANDARD WITH:



CONVOY Centro pull-out fitting

with integrated damping for closing and opening (SoftSTOPPpro). Runner with forced synchronisation for 100% reliable function (SynChromeatic).

1 set consists of: bottom runner with premounted cover and top runner guide

Pull-out travel: 470 mm

Clear inside depth: ≥ 500 mm

Permissible load on the pull-out fitting:

System weight + front panel + contents = max. 130 kg
(depends on cabinet design)

Colour code:

Grey 7930

Item no.

002269 7930

Standard with



Support post CONVOY Centro

incl. front fixture **A** and front panel fixture **B**
with connecting strap

Colour code:

Silver 0102

Ice white 9966

Anthracite 9846

Clear inside
height (mm)
1.800-1.899

002248 0102

002248 9966

002248 9846

1.900-1.999

002249 0102

002249 9966

002249 9846

2.000-2.099

002250 0102

002250 9966

002250 9846

Standard with




2.100-2.199

002251 0102

002251 9966

002251 9846



Tray set CONVOY Centro

Set of 5 – consisting of:

1 tray with integrated top runner

4 trays, height adjustable

5 accessory boxes

2 front panel connectors

*For 450 mm incl. **reinforcing brackets**
to stabilize the carcass across the bottom.

For cabinet
width:

300 mm

280601 9846

280200 0005

400 mm

280602 9846

280201 0005

450 mm*

280603 9846

280202 0005

**Additional items required for a complete
installation** (order separately):

1 pull-out fitting

1 support post height as calculated

Standard with



Replacement tray CONVOY Centro

Colour code:

Anthracite 9846

Chrome 0005

For cabinet
width:

300 mm

280604 9846

280607 0005

400 mm

280605 9846

280608 0005

450 mm*

280606 9846

280609 0005



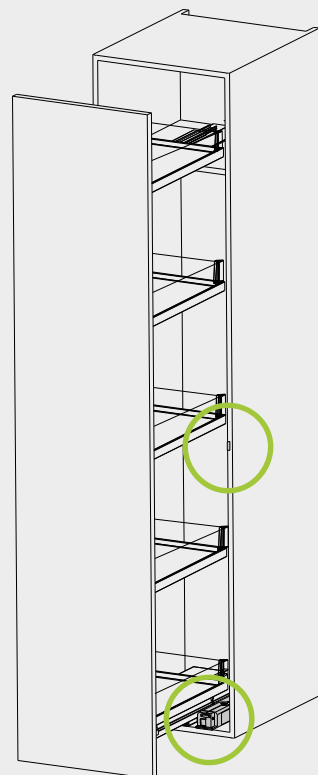


Assembly with predilled cuphole so that front sensor is perfectly integrated into the carcaset.

Opening gap
44 mm



Install using adapter to take the sensor. Ideal for fronts with grip recesses.



eTouch for CONVOY Centro

Electrically assisted:

44 mm opening gap

Suitable for all cabinet widths

- can be retrofitted!

Set (consisting of motor, front sensor and adapter for front sensor assembly)

Colour code:

Grey 7001

Identical to eTouch+ set for DISPENSA VVS-x

With EU-DIN plug

With GB/UK plug

With US/JP plug

With AUS plug

Item no.

002440 7001

002441 7001

002442 7001

002443 7001

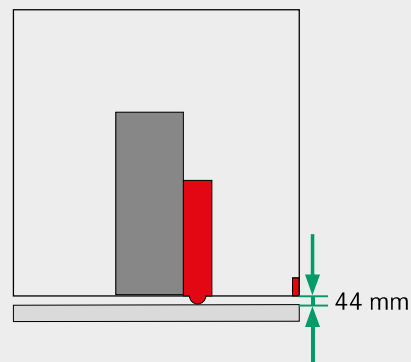


Assembly front sensor

Without adapter	Predrilled cuphole / insert (assembly aid for predrilled cuphole included)
With adapter	Screw in place / insert (3 pieces of wood screws 3.5 x 12 included)
Power supply	Battery CR 2032 3V (supplied)

Motor

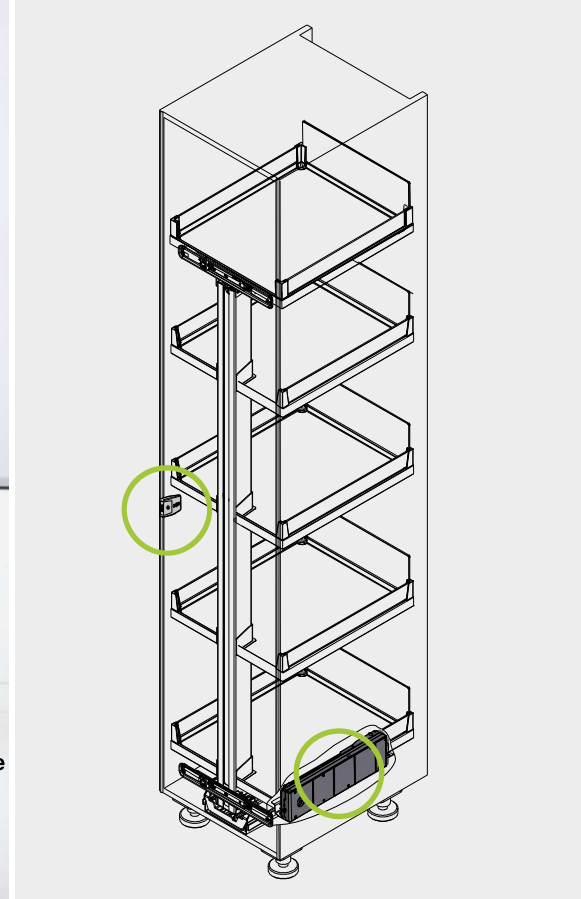
Mains connection	Hollow plug 2.5/5.5 mm; 1.5 m cable Black
Voltage	24 VDC, $\geq 1,5$ A
Rated power	30 Watt
Standby power	0.5 Watt
Dimensions	157 x 45 x 47 mm (BxDxH)
Weight	0.2 kg
Max. pull-out weight	CONVOY Centro: 120 kg
Housing colour	Grey (7001)
Product compatibility	CONVOY Centro with SoftSTOPPpro and SoftSTOPPplus
Assembly materials (supplied)	3 wood screws 4 x 16
Motor position	CONVOY Centro: beside the runner on the right
Electrically assisted	Opening gap 44 mm





Install in predrilled cup hole so that front sensor is perfectly integrated into the carcase.

Install using adapter to take the sensor. Ideal for fronts with grip recesses.



eTouch for CONVOY Centro

Electrically assisted:
full opening and closing
Suitable for all cabinet widths
- can be retrofitted!

Set (consisting of front sensor, motor
and adapter for front sensor assembly)

Colour code:
Grey 7930

With EU-DIN plug
With GB/UK plug
With US/JP plug
With AUS plug

Item no.
002353 7930
002354 7930
002355 7930
002356 7930



Assembly front sensor

Assembly (without adapter)	Predrill cuphole / insert (assembly aid supplied)
Assembly (with adapter)	Screw in place / insert
Power supply	Battery CR 2032 3V (supplied)

Motor

Mains connection	Euro 8 as per EN 60320/C8; 1.5 m cable Black
Voltage	110-240 V AC, 50/60 Hz, ≥ 2 A
Rated power	60 Watt
Standby power	<1 Watt
Dimensions	388 x 48 x 100 mm (BxDxH)
Weight	1.2 kg
Max. pull-out weight	120 kg
Housing colour	Grey (7930)
Product compatibility	CONVOY Centro with SoftSTOPPpro and SoftSTOPPplus
Assembly materials (supplied)	3 wood screws 4.5 x 100
Motor position	Beside and to right of the runner
Electrically assisted	Full opening and closing

